



SERIES: **CONTAINER** VERSION: **SOUNDPROOF** RANGE: **1700-2250** kVA

The external measurements of ISO series 1 containers:

20' standard:	W: 2438mm	L: 6058mm	H: 2591mm
25' standard:	W: 2438mm	L: 7620mm	H: 2591mm
30' standard:	W: 2438mm	L: 9125mm	H: 2591mm
40' standard:	W: 2438mm	L: 12192mm	H: 2591mm

NB: the HC containers, varying in height between 2591 in the standard version and 2896 (without silencers).

VISA sound-proof containers intended for the installation of generating sets complete with any accessories (e.g. electrical panel, tank, etc.). Thanks to the structural features that make them particularly sturdy, the containers from the HD series represent the right choice for demanding applications that require frequent handling of the units and/or are located in particularly hostile climatic conditions. These containers do not have the same structural specifications and certifications as transportation containers, such as: Rina and stackability tests (these two features must be agreed upon beforehand, when placing an order, and generate an extra cost in addition to that of the container itself)

ENGINE

Industrial engine, complete with cooling system, injection system with automatic speed regulator, electrical ignition system and battery charger

ALTERNATOR

Industrial, brushless alternator with electronic voltage control system

CONTROL UNIT

The Control Panel range allows you to monitor and control your generating set with ease, whilst ensuring your unit operates within safe parameters and provides important diagnostic information when needed.

STANDARD CONTROL PANEL
GUARD R3VOLUTION
OTHER BRANDS AVAILABLE
ComAp

STANDARD EQUIPMENT

- easy to handle thanks to the twist lock corner castings and the removable flanged silencers;
- easy access to the unit thanks to the large doors at the sides and on both ends;
- wide possibility of customising the internal technical installations such as: sand filters, large capacity fuel tanks, customised control panels;
- possibility of installing combined systems on the exhaust to reduce polluting emissions thanks to its large internal space and the sturdiness of the structure;
- possibility of being equipped with board radiator installed on the roof.












OPTIONAL EQUIPMENT













- internal lighting system,
- fire prevention system,
- gas detection system,
- ventilation system, conditioning system,
- sand and/or dust filters,
- motorised dampers.
- RINA, UIC, CSC certification, other certificates, phonometric tests.













SOUND REDUCTION SYSTEM











The sound insulation is able to satisfy the residual noise threshold defined by our standards according to the generating set type and model that is housed in the container.












The standard sound pressure values that VISA refers to range from 65 dBA = at 7 m up to 75 dBA at 7 m (the measurements are carried out on request, in compliance with ISO 3744 and using a class 1 sound level meter. The measurements are carried out in open field - 3 dBA tolerance. The results of the readings are recorded on a specific form, also indicating the environmental conditions at the time that the measurements are taken. Versions with sound pressure levels defined by the Customer can be built on request.

ENGINE:				ALTERNATOR:				FROM 1705 TO 2250 kVA											
○○○																			
MODEL	P.R.P. kVA	L.T.P. kVA	ENGINE	REG.	ALTERNATOR	BASEFRAME	CANOPY	W mm	L mm	H mm	WEIGHT Kg	TANK SIZE l.	OVERSIZED TANK SIZE l.	CONS. 75% l/h	dBA at 7m				
P 1700 U	1705	1875	4012-46TAG3A	E	PI734E	ST60	container	dimension on request*				400	*	275	-				
P 2000 U	2000	2250	4016-61TRG2	E	PI734F	ST60	container	dimension on request*				400	*	337	-				
P 2250 U	2250	2500	4016-61TRG3	E	PI734G	ST60	container	dimension on request*				400	*	344	-				

ENGINE:				ALTERNATOR:				FROM 1705 TO 2250 kVA											
																			
MODEL	P.R.P. kVA	L.T.P. kVA	ENGINE	REG.	ALTERNATOR	BASEFRAME	CANOPY	W mm	L mm	H mm	WEIGHT Kg	TANK SIZE l.	OVERSIZED TANK SIZE l.	CONS. 75% l/h	dBA at 7m				
P 1700 U	1705	1875	4012-46TAG3A	E	ECO46-1L/4	ST60	container	dimension on request*				400	*	234	-				
P 2000 U	2000	2218	4016-61TRG2	E	ECO46-1L/4	ST60	container	dimension on request*				400	*	-	-				
P 2250 U	2250	2500	4016-61TRG3	E	ECO46-2L/4	ST60	container	dimension on request*				400	*	-	-				

ENGINE:		 MITSUBISHI		ALTERNATOR:		 STAMFORD		FROM 1730 TO 2000 kVA										
																		
MODEL	P.R.P. kVA	L.T.P. kVA	ENGINE	REG.	ALTERNATOR	BASEFRAME	CANOPY	W mm	L mm	H mm	WEIGHT Kg	TANK SIZE l.	OVERSIZED TANK SIZE l.	CONS. 75% l/h	dBA at 7m			
M 1730 U	1730	1900	S16R-PTA	E	PI734E	ST60	container	dimension on request*				400	*	269	-			
M 1900 U	1900	2090	S16R-PTA2	E	PI734E	ST60	container	dimension on request*				400	*	305	-			
M 2000 U	2000	2200	S16R-PTAA2	E	PI734F	ST60	container	dimension on request*				400	*	319	-			

ENGINE:				ALTERNATOR:				FROM 1730 TO 1900 kVA										
○○○																		
MODEL	P.R.P. kVA	L.T.P. kVA	ENGINE	REG.	ALTERNATOR	BASEFRAME	CANOPY	W mm	L mm	H mm	WEIGHT Kg	TANK SIZE l.	OVERSIZED TANK SIZE l.	CONS. 75% l/h	dBA at 7m			
M 1730 U	1730	1900	S16R-PTA	E	MJB450LB4	ST60	container	dimension on request*				400	*	269	-			
M 1900 U	1875	2000	S16R-PTA2	E	MJB450LB4	ST60	container	dimension on request*				400	*	305	-			

ENGINE:				ALTERNATOR:				FROM 1900 TO 2000 kVA											
○○○																			
MODEL	P.R.P. kVA	L.T.P. kVA	ENGINE	REG.	ALTERNATOR	BASEFRAME	CANOPY	W mm	L mm	H mm	WEIGHT Kg	TANK SIZE l.	OVERSIZED TANK SIZE l.	CONS. 75% l/h	dBA at 7m				
M 1900 U	1900	2090	S16R-PTA2	E	ECO46-1L/4	ST60	container	dimension on request*				400	*	305	-				
M 2000 U	2000	2200	S16R-PTAA2	E	ECO46-1L/4	ST60	container	dimension on request*				400	*	319	-				

* dimension on request: dimensions depend on the required noise level (dBA). Contact our sales team and get more information and our Tailor Made solutions.

STANDARD CONTROL PANELS

STANDARD CONTROL PANEL

GUARD R3VOLUTION

by ComAp



ONIS VISA® GUARD REVOLUTION

The experience we gained in the development and design of Guard Evolution control panel has allowed us to deeply understand the specific market needs: efficiency and versatility to optimize time and operating.

That process led us to start the cooperation with Comap, in order to develop an even more efficient device that can be applied in whole our range, a synergy of expertise to create a NEW and modern solution in generating sets applications: Guard Revolution. Based on Comap Inteli NTC hardware platform and on a dedicated firmware with new features specifically designed for the Onis Visa generating sets.

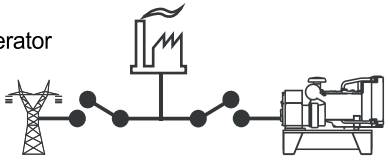
KEY FEATURES

SINGLE MODULE (AMF + MRS)

Changing from AMF to MRS by changing the setpoint "OPERATION MODE" (on the same unit):

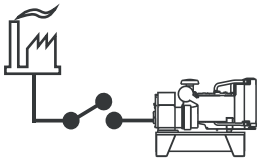
AMF

Mains & Generator
Circuit
Breaker



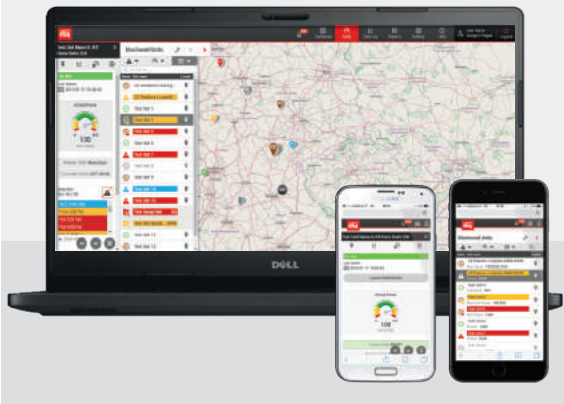
MRS

Generator Circuit
Breaker



- Easy to install, configure and use
- Wide range of communication capabilities including:
 - connection via RS232, RS485, CAN and on board USB
 - internet access using Ethernet, GPRS or 4G
 - support for Modbus or SNMP protocols
- Internal PLC support with PLC editor and monitor included in LiteEdit
- Cloud-based monitoring and control via **Onis Visa WebSupervisor**
- Active SMS and emails in different languages
- SNMP traps
- Geofencing and tracking via Onis Visa WebSupervisor
- Option for up to 16 additional binary inputs/outputs
- Flexible event based history with up to 350 events
- Load shedding, dummy load capability
- Automatic temperature based cooling/heating
- Comprehensive gen-set protections
- Multipurpose flexible timers
- True RMS measurement
- FREE Lite Edition Software

GUARD REVOLUTION WebSupervisor



Guard Revolution WebSupervisor is cloud-based system designed for monitoring and controlling ComAp controllers via the internet.

This system offers a number of beneficial features that help optimize revenue for machinery fleets, as each piece of equipment can be individually monitored for all important operation values.

Guard Revolution WebSupervisor offers equipment owners a number of powerful reporting tools allowing monthly summaries of availability and optimizes the maintenance scheduling and asset utilization from the individual equipment to the whole fleet. The information generated from each controller can be archived on the central server for future analysis and trend evaluation.

What is it used for?

- REAL TIME CHECKING OR REMOTE CONTROLLING
- GEOLOCALIZATION AND FLEET TRACKING
- GENSET FUNCTION MONITORING AND DATA RECORDING

MAIN TECHNICAL FEATURES

Operating temperature _____	-20 °C to +70 °C
Input/Output _____	Up to 8 binary input / 8 binary output / 4 analog input
Communication ports on board _____	USB, Canbus
Slot for Expansion/Communication card _____	2, plug-in card



STANDARD CONTROL PANELS - OPTIONALS

UPGRADE YOUR GUARD REVOLUTION WITH THE PLUG AND PLAY OPTIONS


A plug and play Solution for the additional extension modules to meet all customer needs.



PRESS THE FINS
TO OPEN THE LID




INSERT THE PLUG&PLAY
EXPANSION MODULE
INTO ONE OF THE TWO SLOTS



CHANGE THE LID COVER
AND CONNECT!

IN/OUT Expansion Module




BIO8-EFCP

Binary I/O plug-in module with earth fault current protection measurement:

- Extension module with 8 configurable binary terminals for inputs or outputs
- Possibility to connect a current transformer for earth fault current measurement and protection


COMMUNICATION Expansion Module



RS232/RS485

RTU Modbus: all data read by the board are available in the modbus map

- RS232: PC direct connection through LiteEdit software for programming, parameters displaying and/or modifying, full genset control, history reading
- RS485: customer's direct connection for Modbus RTU protocol communication



Ethernet/Internet

- Local card control in customer's company network via IP address, through LiteEdit software or Internet browser (SCADA)
- Remote control if the card has access to the Internet through the Web Supervisor.
- Data request from a device in the local network with TCP-Modbus protocol or alternatively SNMP.



4G Modem + GPS

- Fast connectivity 4G (up to 100 Mbps) + GPS Tracking
- Receiving SMS and email in case of alarms or genset status change (e.g. started engine)
- Sending SMS messages to control the genset (e.g. manual starting)
- Remote control through Airgate Software or Web Supervisor
- Genset locating and tracking via GPS



2G Modem GSM/GPRS

- Connectivity 2G (Up to 128Kbps)
- Receiving SMS and email in case of alarms or genset status change (e.g. started engine)
- Sending SMS messages to control the genset (e.g. manual starting)
- Remote control through Airgate Software or Web Supervisor



OPTIONAL CONTROL PANELS

OPTIONAL CONTROL PANELS - single genset controller



ONIS VISA® GUARD TOUCH

The ONIS VISA Guard Touch is a configurable single genset controller suitable for manual and automatic control to the Mains (Utility) Failure. Monitoring a large number of engine and alternator parameters, this module displays warnings, shutdowns and engine status information, automatically starting or stopping the engine in accordance to load demand or fault condition. Guard Touch is equipped with a 320x240 touch screen b/w LCD panel able to grant an immediate graphic visualization of information and an easy and user-friendly touch control interaction.



ONIS VISA® GUARD EVO AUTO

The GUARD EVOLUTION automatic device allows automated management of a Mains failure. When the Mains fail GEVO starts the genset according to a pre-set logic, it switches from mains/genset and feeds the User system. When the Mains come back on GEVO switches from genset/mains and proceeds with cooling down the genset and ultimately shutting it down. Main characteristics: large backlit display screen; generating set event analysis; complete engine and electrical parameters; possibility of integrating additional modules and programme extensions.



COMAP® AMF25

The ComAp IntelliLite AMF25 offers integrated control solutions for gen-sets operating in single standby mode. Based on the field proven IntelliLite architecture, AMF25 controller fulfills every requirement from simple to complex and AMF to MRS applications – providing modem and Internet control, user configuration and complete gen-set monitoring and protection. AMF25 controllers are easy to use with an intuitive user interface and graphic display and feature a built-in event and performance log.



DEEP SEA® 4520 MKII

The DSE4520 is a compact Auto Mains (Utility) Failure Control Module that has been developed to provide an outstanding range of features within a compact enclosure.

Monitoring an extensive number of engine parameters, the module will display warning, shutdown and engine status information on the backlit LCD screen, illuminated LEDs, remote PC and via SMS text alerts (with external modem).



DEEP SEA® 7320 MKII

The DSE7320 is an Auto Mains (Utility) Failure Control Module suitable for a wide variety of single genset applications.

Monitoring an extensive number of engine parameters, this modules will display warnings, shutdown and engine status information on the back-lit LCD screen, illuminated LEDs, remote PC and via SMS text alerts (with external modem). The modules can be easily configured using the DSE Configuration Suite PC software. Selected front panel editing is also available.

OPTIONAL CONTROL PANELS

OPTIONAL CONTROL PANELS - Parallel genset controller




COMAP® IntelliGen NTC BaseBox + INTELIVISION 5

IntelliGenNTC BaseBox is a comprehensive controller for both single and multiple gen-sets operating in standby or parallel modes. The detachable modular construction allows easy installation with the potential for many different extension modules designed to suit individual customer requirements.

A built-in synchronizer and digital isochronous load sharer allow a total integrated solution for gen-sets in standby, island parallel or mains parallel with native cooperation of up to 32 gen-sets. IntelliGenNTC BaseBox supports many standard ECU types and is specially designed to easily integrate new versions.

Ethernet connections together with AirGate make remote internet connection to new IntelliGenNTC BaseBox easy: you can simply monitor the site on the internet using WebSupervisor. The IntelliGen NTC BaseBox is a mains supervision controller base unit for use with detachable colour display (Intellivision 5). These control products have built an enviable reputation for effective system integration, simpler monitoring and more user-friendly remote supervising and servicing.



Power station power management

Visa SpA offers a full range of power generation equipment to suit any application, from a "Prime Power" power stations to Emergency standby Gen Sets, providing you with an overall system solution and service package for complete power stations.

Visa SpA also can provide the additional benefit of planning, producing and operating everything from single genset to entire power generating stations, granting you high-performing system, adaptable to any spatial constrictions and energy requirements.

We provide systems to improve efficiency and reduce costs and environmental impact.

DEEP SEA® 8610 MKII - Parallel multiple Genset (MINT)

The DSE8610 is an easy to use Synchronising Auto Start Control Module suitable for use in a multi-generator loadshare system, designed to synchronise up to 32 generators including electronic and non-electronic engines.

The DSE8610 monitors the generator and indicates operational status and fault conditions, automatically starting or stopping the engine on load demand or fault condition. Using the DSE PC Configuration Suite Software allows easy alteration of the operational sequences, timers and alarms. The DSE8610 is ideal for a wide variety of demanding load share applications.

DEEP SEA® 8620 MKII - Parallel to Mains (SPtM)


The DSE8620 is an intelligent mono display auto mains (utility) failure load share control module packed with industry leading features to enhance paralleling single gensets with a mains (utility) supply.



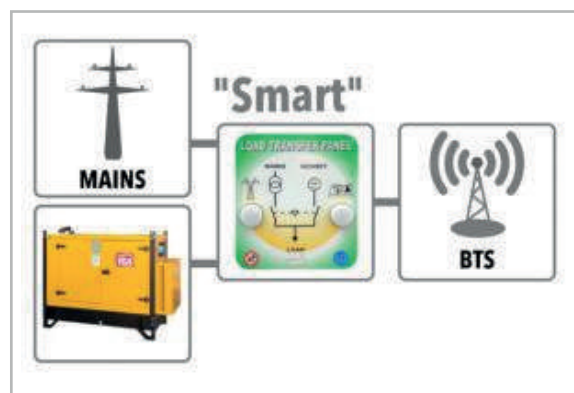
ATS

**"ATS-C" CHANGEOVER SWITCH PANELS**


ATS-C is a new line of changeover switch panels developed and produced by Visa S.P.A. in accordance with IEC standards EN 61439-2 (construction standard) for powers up to 125 A. In their specific use with generating sets the changeover switch panels allow the changeover between mains/genset or genset/genset. The main part of the panel is represented by two interlocking contactors. All of the parts are installed inside a sturdy powder-coated (RAL7035) metal box and equipped with a lock to close the access door. IP65 protection guarantees the protection of the parts from external agents.

**"ATS-M" CHANGEOVER SWITCH PANELS**

ATS-M is a new line of changeover switch panels for generating sets developed and produced by Visa S.p.A. in accordance with IEC standards CEI EN 61439-2 (construction standard) for powers up to and exceeding 125 A. Distinguished by a sturdy and reliable motorised or contact-powered control, the ATS panels allow the customer to carry out remote mains-genet or genet-genet switching operations.

**"Smart ATS" CHANGEOVER SWITCH PANELS**

Visa can count with multiple ATS configurations. Usually ATSs are enclosed in a dedicated cabinet but on demand special solutions may be developed where the ATS is included in the genset electrical cabinet in order to save space and to have a more compact and complete solution.

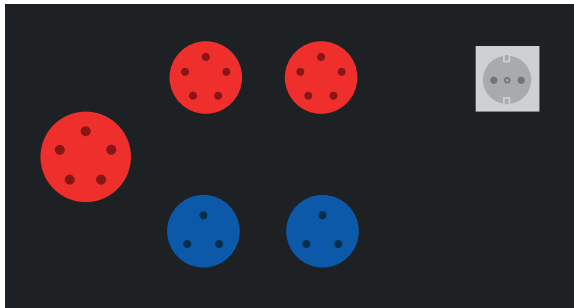
**"3 WAYS ATS" SOURCE INVERTERS**

The 3 WAYS ATS have been designed by Visa S.p.A. in accordance with EN 61439 standards. This model is available either with contactors or with motorised switches. Namely, this inverter has been designed for telecoms applications in order to meet the following configurations:

- Telecoms site with 2 unit and one network;
- Telecoms site with just one unit and one network;
- Telecoms site with two power units.

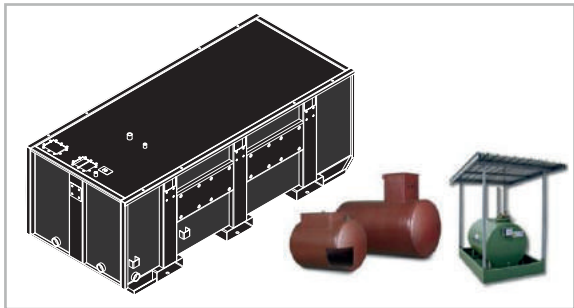
The cabinet can be locked with a key and its IP65 protection rating provides protection against the weather.

OTHER ACCESSORIES



SOCKET KIT or CUSTOM SOCKET

Socket choice and position for electrical panel. A wide range of sockets KITS is available to cover all needs regarding plugs.



HI-CAPACITY FUEL TANK - STORAGE CISTERNS

To guarantee elevated operating autonomy Visa can provide various fuel storage solutions. Based on the type of installation it is possible to choose between a vast range of below and above ground cisterns or extra size fuel tank. In all cases these products are manufactured entirely in Italy, with top quality materials and equipped with safety devices as required by the regulations in force.



FUEL TUTOR

The combined kit for diesel refuelling. The solid metal box that can be locked with a key houses an electric pump, a solenoid valve, a manual pump and the by-pass ball valves if a fault should occur. The kit can be easily floor or wall-mounted, either indoors or outdoors. Operation is managed by the Guard Evo control panel OR CPC devices, which can be used with the connection of a single cable. The hydraulic connections are made easier by having solid couplings welded onto the Fuel Tutor as well as the built-in tanks on Visa units: if the unit has a canopy it will always have a connecting plate on the outside of the canopy.



TRAILERS

For applications that require the generating set to be moved quickly and frequently Visa proposes installation on trailers; various technical solutions will satisfy the most different conditions of use. The range of trailers includes certifiable low speed tow trailer models for road use.

FULL DOCUMENTATION AVAILABILITY



☎ 0422•5091

✉ visa@visa.it

Visa SpA provides a full range of technical documentation on our current products as well as older products. This documentation includes technical manuals, release notes, tools and catalogues. For further details, additional information or prices, please contact our sales department.