






Dynapac MF2500CL


Mobile feeders



Technical data

 Masses	
Transport mass	22 t
 Dimensions	
Transport length	13.50 m
Transport width	2.55 m
Transport height	3.10 m
Front ramp angle	13°
 Material hopper	
Capacity	6.0 m ³
Dumping height, center	525 mm
 Traction	
Operating speed, max	25m/min
Transport speed, max	4 km/h

 Engine	
Manufacturer/Model	Cummins QSB 6.7-C260
Rated power, SAE J1995	194 kW (260 hp) @ 2200 rpm
Electrical system	24 V
Emissions according to	Stage 3A /4 (Tier 3 /4f)
Fuel tank capacity	300 l

 Conveyor	
Conveyor type	Rubber belt on two chains mounted with metal stiffeners.
Conveyor speed	Variable
Conveyor width	1.20 m
Feeding height (max/min)	4.4 m /1.9 m
Feed capacity	4000 t/h

Find us locally at www.dynapac.com

We reserve the right to change specifications without notice. Photos and illustrations do not always show standard versions of machines.
The above information is a general description only, all informations are supplied without liability.

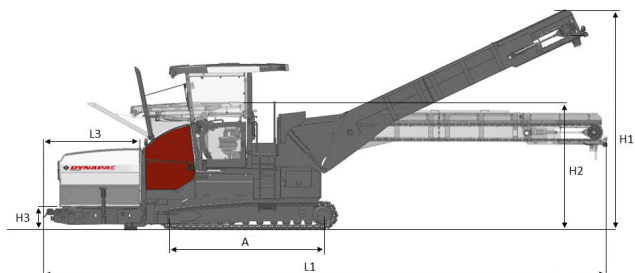
dynapac_mf2500cl_en-20180504.085311.pdf 2018-05-04 08:53

Dynapac MF2500CL

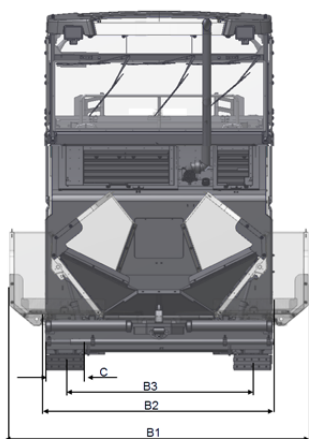
Mobile feeders



Technical data



Dimensions	
A. Axle track	3.60 m
B1. Width, max.	3.35 m
B2. Width, standard	2.55 m
B3. Width, wheel track	2.09 m
C1. Track width	0.32 m
H1. Height, max.	5.29 m
H2. Height, transport	3.10 m
H3. Height	0.57 m
L1. Length	13.50 m
L3. Length, hopper	2.29 m



Find us locally at www.dynapac.com

We reserve the right to change specifications without notice. Photos and illustrations do not always show standard versions of machines.
The above information is a general description only, all informations are supplied without liability.

dynapac_mf2500cl_en-20180504.085311.pdf 2018-05-04 08:53