

DYNAPAC F1250CS

F1250CS

RC360⁺



Solid paver for tough paving jobs

Whenever high quality results between 0.5 up to 3.5m are needed, the Dynapac F1250CS is the right choice. This powerful paver with its remarkable screed ensures a perfect mat quality, even when jobsites have challenging requirements. Equipped with the unique remote control RC 360, the paving job becomes even safer and smarter, since the operator is not tied to the dashboard. The operator can position himself wherever suitable.

UNIQUE DYNAPAC SCREED

See the high quality results with the unique Dynapac screed.


HIGH QUALITY RESULTS

Experience high productivity with a powerful and efficient power pack with 55 kW and stepless rpm settings.

EFFICIENT OPERATION

Feel the Jobsite confidence with simple and efficient operation: Dashboard or remotely.





Dynapac F1250CS Tracked paver

1.2 m track width with 1.3 m milling width
55 kW engine power (Tier 3 and Stage V)
300 t/h laying capacity
-120 up to 200 mm paving thickness

Dynapac V2400TV and TVE

1.2 up to 2.4 hydraulically extendable
Up to 3 or 3.5 m working width
2 tube guiding tube principle
Side shield with 1 crank operation



Power without tying you down

With the Dynapac RC360 a new level of paver operation begins. Operate the paver from the point with lowest asphalt fumes and best visibility without compromising on paving results.

High wearing comfort

The adjustable shoulder straps give the operator the comfort needed to work ergonomically for a whole day. The RC 360 comes with a case, charging devices with machine connector, and for external supply.

Highest safety level

When the operator exceeds a distance of 10m, the paver stops. The paver also stops automatically when the remote is tilted higher than 45°.

Get the operator away from asphalt fumes

With the Dynapac RC360, the operator can keep a distance from the asphalt fumes. The safest way to fulfill local regulations.

Extremely useful in demanding paving situations

Whenever precise paving is required, the Dynapac RC360 allows the operator to position himself in the place with the best visibility. The best conditions result in a perfect paving job.



RC360⁺



PAVING

- Hopper wings
- Conveyor automatic/manual/reverse
- Auger automatic/manual/reverse
- Automatic filling

DRIVING

- Warning and indication lights
- Speed
- Steering and Joystick
- Horn
- Emergency button

SCREED

- Screed lift and float
- Screed in and out
- Levelling arms up and down

No compromise on quality and productivity

The widest tunnel in the market reduces segregations to a minimum. The 320 mm auger wings distribute the material smoothly – even up to 3.5 m working width.

For thick paving packages the auger height can be adjusted by 200 mm and the angle of attack can be set with a simple ratchet. Furthermore the operator has a choice if he wants to control the flow in automatic control with sensors or manually (from the dashboard, screed remote or the optional RC360).




Smooth material distribution

320 mm auger wings ensures a smooth material distribution and ensures even with 3.5 m enough material in front of the screed.

Thanks to the ultrasonic sensors the material quantity can be dosed precisely to the demand.

The foldable material guides avoid spillage while moving the screed to reduce manual work.

The auger height can be infinitely adjusted by 150 mm, so the optimum height for every thickness can be set. For the highest paving quality.



High buffer capacity meets flexibility

Large hopper with foldable material wings can buffer up to 5 tons of material. Enough to buffer narrow situations, where filling is difficult. The scraper at the rear of the machines can be adjusted, so that the material stays in the hopper.

With easily adjustable settings on the hopper wings, the wings can be set in the optimum position, which the jobsite or material logistics require.

Pivotable push rollers

Pivotable pushrollers with a large diameter and scrapers allow smooth truck docking, even with untrained truck driver or in areas which it is difficult to feed the paver.

Front hopper flaps

The rugged front hopper flaps keep the spillage to a minimum to avoid unnecessary shuffling and to keep the ground clean.

Wide conveyor

The widest tunnel in the market gives you 300t/h capacity, reduces segregations and easily conveys all kinds of material – even with large stones.

One paver multiple applications

The combination of compact dimensions with the high performance screed as well as the generous material handling system make the Dynapac F1250CS the perfect partner for the widest range of applications.

The Dynapac F1250CS has the possibility to pave below zero. This increases the efficiency of refurbishment jobs, since the paver can drive out of the milling cut and the screed paves a smooth finish.



Paving in tight/narrow situations



Paving parking lots, public areas



Paving bicycle path, trenches and side walks



Paving and maintaining of city roads



RC 360 Remote Control

Optional remote control ensures that the operator has an excellent overview and stays away from the asphalt fumes

Front hopper flaps

The optional front hopper flaps reduce the material spillage to a minimum for less hand work.

Generous dimension material flow

The wide conveyor with the 320 mm auger ensures smooth material flow with minimized segregation.




Pivotable push rollers

Large push rollers can push a truck. For flexible truck docking the push rollers can be extended by 100 mm. So, don't be limited by changing trucks.

Tow arm geometry

Experience the smooth ends and starts of spot repair work. The well thought through tow arm geometry offers paving thicknesses from -150 mm up to 200 mm.



Lean dashboard

The intuitive self-explanatory dashboard with toggle switches and colored display is easy to understand and remarkably robust. The right machine for changing crews.

Platform with slidable steps

The entire platform can be folded up for transport or paving situations close to a wall which reduces handwork and saves time. The convenient backrest contains a lockable storage compartment.

Ergonomic side shields

The height and the angle of the side shield are adjustable with only one crank. The crank is placed on top of the side shield creating a comfortable, central and safe workplace for the screed operator.

Dynapac screed

High quality and reliable performance with a stable screed system and multiple setting possibilities.

Efficient power concept

The F1250C features the latest technology:


The 4 cylinder 54 kW Deutz engine is available as T3/Stage III and T4/Stage V to meet emissions requirements in your market.

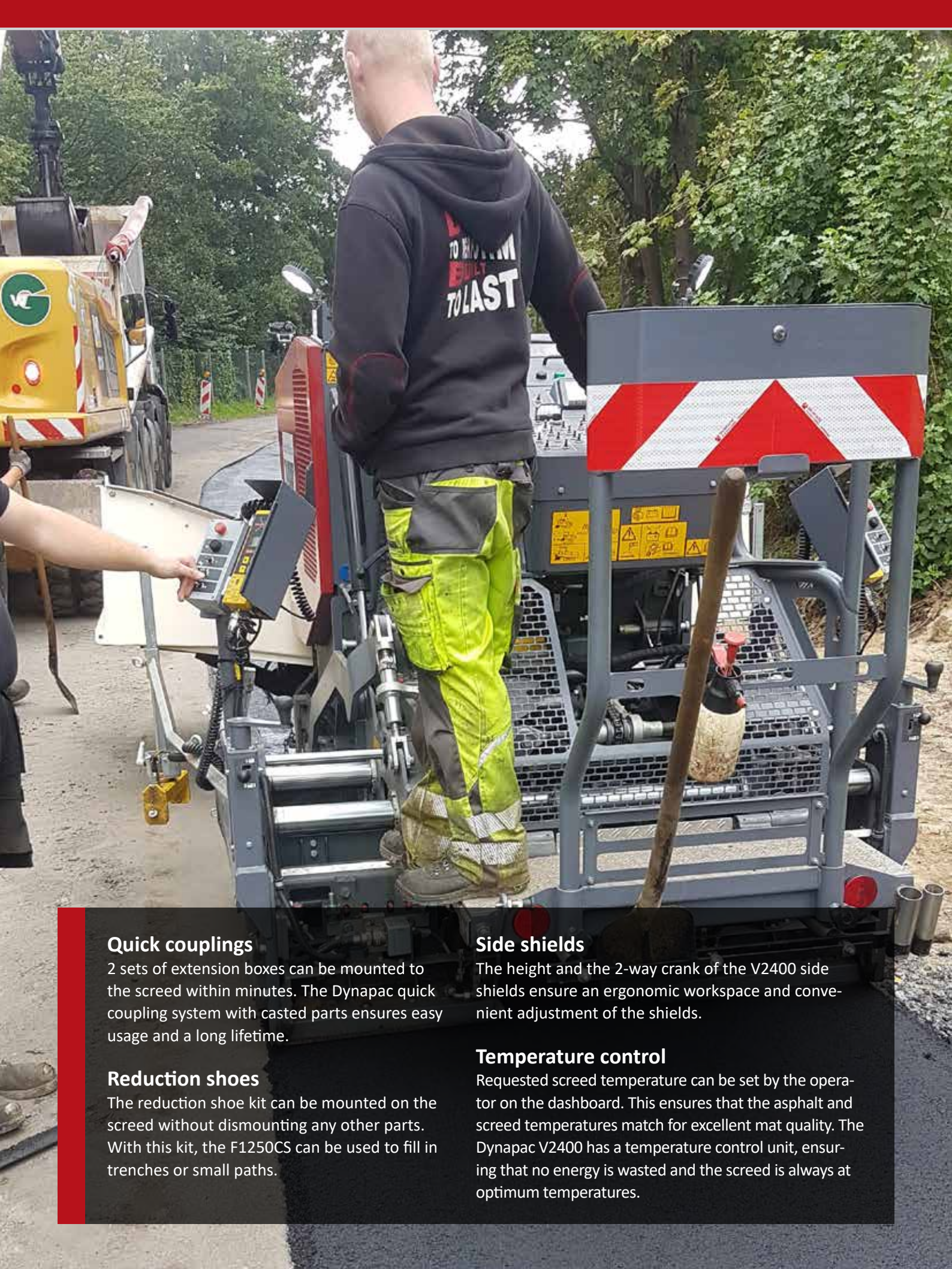
High class screed design

Adjustment for precise paving results

This high-end screed is available as a gas heated and electrical heated version. The V2400 is the heart of the compact paver and the paving results are remarkable. Thanks to the multiple adjustments, like angle of attack and the deep bottom plates, the screed delivers an excellent pre-compaction and a smooth surface, even with thick layers.

- Hydraulically extendable between 1.2 up to 2.4
- 3.0 m working width (2x300 mm extension boxes)
- 3.5 m working width (2x350 mm extension boxes)
- 0.5 m working width (2x350 mm reduction shoes)
- Paving thickness -120 up to 200 mm
- Crown profile -2,5 % to 4,5 %





Quick couplings

2 sets of extension boxes can be mounted to the screed within minutes. The Dynapac quick coupling system with casted parts ensures easy usage and a long lifetime.

Reduction shoes

The reduction shoe kit can be mounted on the screed without dismounting any other parts. With this kit, the F1250CS can be used to fill in trenches or small paths.

Side shields

The height and the 2-way crank of the V2400 side shields ensure an ergonomic workspace and convenient adjustment of the shields.

Temperature control

Requested screed temperature can be set by the operator on the dashboard. This ensures that the asphalt and screed temperatures match for excellent mat quality. The Dynapac V2400 has a temperature control unit, ensuring that no energy is wasted and the screed is always at optimum temperatures.

Simple and convenient

Changing teams can become familiarized fast

Get the work done conveniently with all controls and information right in front of the operator with the easy Dynapac operating concept. The toggle switches are robust and neatly arranged by groups. This makes it very easy to become familiarized fast.



Putting you in full control

To deliver the correct results, all relevant paving data are visible, like the paving thickness indicators. The scales are visible from the dashboard as well as from the RC360. To give the operator the best control.



Extra power needed?

If extra power is needed, the operator can find 24V and a USB socket right next to the dashboard. Optional also a 230V socket.



Extend your workspace for best visibility

The slidable steps extend the operator platform. And with the high-quality sliding mechanism, the extension becomes very convenient.

Get started fast

Due to the high transport speed, the paver can change jobsite quickly. With the Dynapac auto-feeding switch the jobsite gets started fast to save time.

Illuminate your jobsite

Every F1250CS is equipped with 4 LED lights, which do not need to be dismantled. Additionally LED auger lights and LED lights with magnetic holders are available to extend the paving day.

Efficient cleaning

The Dynapac F1250CS can be equipped with a cleaning system, which includes a 10l, a hose dispenser and a reliable pump system, so the necessary cleaning tasks are as easy as possible.

Full control at a glance

Dynapac F1250CS dashboard

The logically arranged toggle switches allow changing crews to become familiarized fast with the machine. The large color display allows monitoring of the main machine function and due to the angle, the information is always visible – independent of the light.



The right machine for your road ahead

Efficient power pack you can rely on

The engine features the latest common rail technology and after-treatment technology. The large opening on the side ensures that the engine can take in fresh air, so the 54kW is always reliable and available.

The hydraulic system is optimally adjusted to the power pack to yield excellent fuel efficiency without compromising on power.



Get the power on the ground

Stability and fast transport speeds are combined with smooth running performance thanks to the smartly positioned track rollers.

The compact tracks make the steering and maneuverability of the Dynapac F1250CS so remarkable.

The tracks have a single connection point for the highest stability and the grease tensioning device makes it convenient to have the correct track tensioning.

COMPACT PAVER WITH THE PERFORMING CHARACTERISTICS LIKE A LARGE PAVER!

Powerful and efficient
Screed performance like a large paver screed

Maneuverability and high traction
Easy and convenient to operate



Compact dimensions for easy transport

- Basic width: 1,44 m
- Transport length: 3,88 m
- Operating length: 4,78 m
- Ramp up angle: 14,0 °

Reliable paver with great service access

All daily maintenance points are easy to access and large side doors allow convenient access. The wear-resistant parts ensure a long service life and the 85l tanks reduce filling stops to a minimum.

A variety of options makes it possible to adapt the F1250CS to the machine you need.

Components, designed to last

The components of the F1250CS are designed to last. You can see this in the material choice or thickness of bearings, screws and all other parts. A machine you can rely on.



Dyn@Link

With Dyn@Link, Dynapac provides customers with a tool to monitor and manage their machine fleet efficiently and conveniently. The smart telematics system offers the possibility to control working hours, locations or maintenance intervals. And with the Dyn@link App this information is available anywhere at any time.

DYNAPAC SMALL PAVER

F1250CS

WEIGHT

Weight, t	7
-----------	---

DIMENSIONS

Basic width, m	1.20
Transport length, m	4.5
Transport height, m	2

CAPACITY

Feeding capacity, t/h	300
Paving thickness, mm	200 / - 120

MATERIAL HOPPER

Hopper capacity, m ³	2.5
---------------------------------	-----

TRACTION

Operating speed, m/min	27
Transport speed, km/h	3.3

ENGINE

Engine model (Tier 3/Tier 4)	Deutz TD2.9 L4
Engine power @ 2200 rpm (Tier 3/Stage V), kW	54 / 55,4
Electrical system, V	24
Fuel tank capacity, l	85

CRAWLER

Crawler length, mm	1400
Crawler width, mm	200
Final drive	Hydrostatic direct drive over transmissions

CONVEYOR

Conveyor type	Splitted conveyor drive with centre cover
Conveyor width, mm	620
Conveyor control	Automatic with limit switches

AUGER

Auger diameter, mm	320
Auger control	Automatic with ultrasonic sensor
Auger height adjustment, mm	150

SCREED OPTIONS

Vario screeds	V2400TV/V2400TVE
---------------	------------------

Your Partner on the Road Ahead